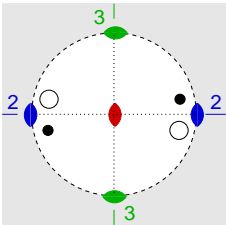
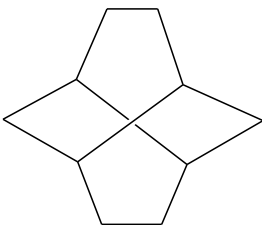
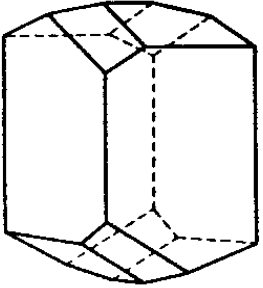
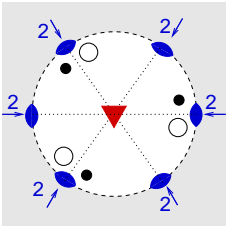
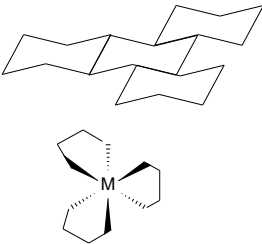
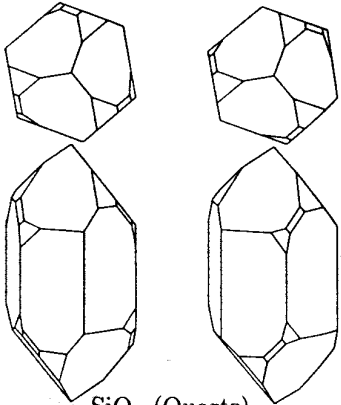
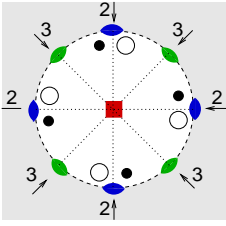
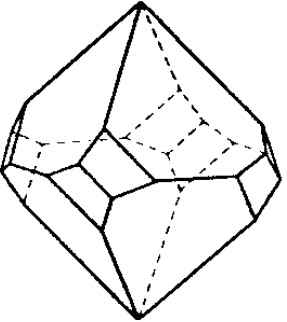
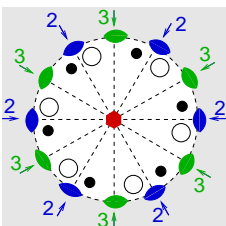
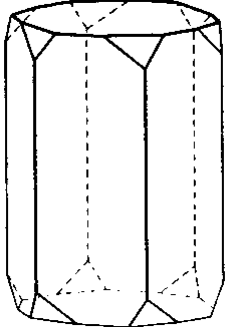


2.5. (Forts.)

III: D_n -Gruppen

Hermann-Mauguin-Symbol	Schönflies-Symbol	stereogr. Projektion	Beispiele	
			Moleküle	Kristallpolyeder
222	D_2			 Ba(HCOO) ₂
32	D_3			 SiO ₂ (Quarz) SiO ₂ (Quarz)
422	D_4			 Cl ₃ CCO ₂ K · Cl ₃ CCO ₂ H
622	D_6			 SiO ₂ (Quarz)